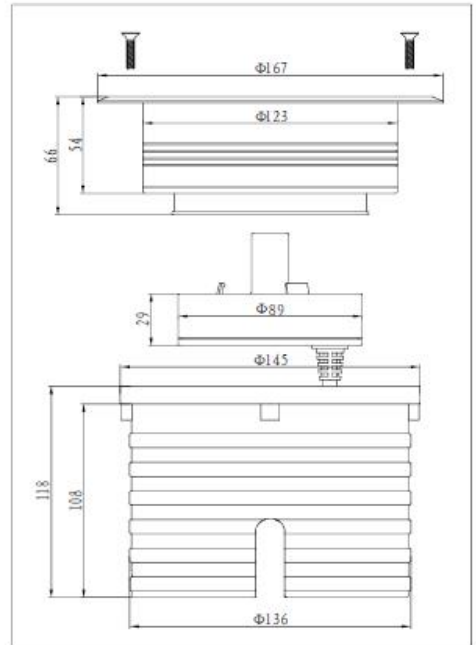
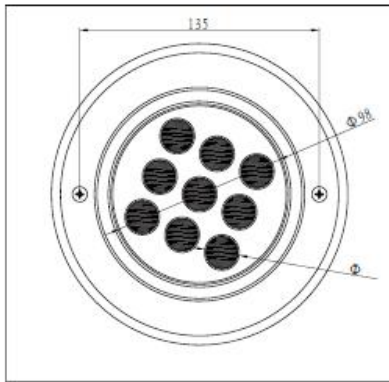
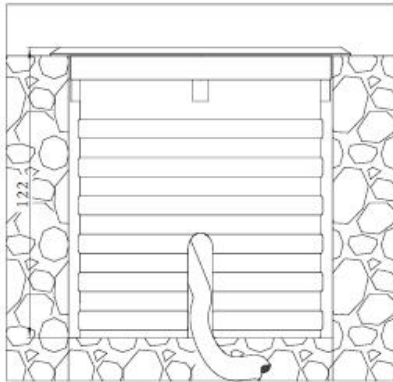


IP68



Specifications

LED Brand	CREE SEOL
Ambient Humidity	10%~90%
Ambient Temperature	-20°~50°
Driver	Induction
Housing Materials	Stainless steel 316
Embedded Parts Material	Plastics (ABS)
Power Cord Specification	2*0.75mm ² silicone line

Item No.	Light souarth	Color temperature	Degree (°)	Rated Power (W)	Luminous flux (lm)	Input voltage (V)	Frcquency (Hz)
SY18-1	9*1W	3000K/6000K /RGB	25° 40° 60°	12W	900/1050/ / (1m)	DC 24V AC 200-240V	50-60 (Hz)
SY18-2	9*2W	3000K/6000K /RGB	25° 40° 60°	18W	1400/1530/ / (1m)	DC 24V AC 200-240V	50-60 (Hz)